

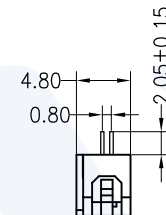
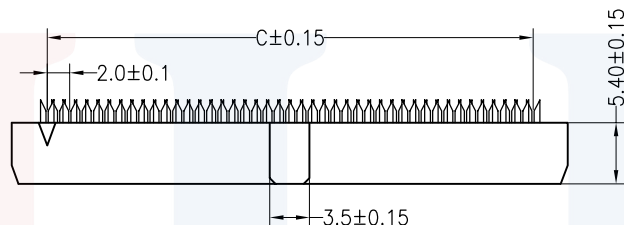
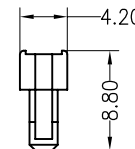
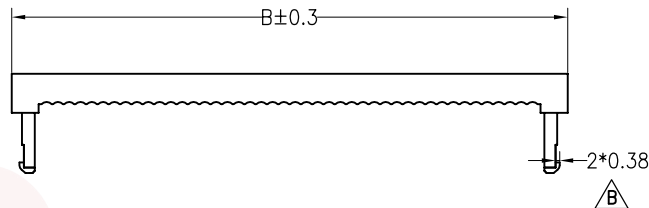


**SPECIFICATIONS**

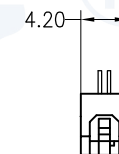
Rated Current:1.0AMP  
 Contact Resistance:20mΩ Max  
 Withstand Voltage:500V AC/DC  
 Insulation Resistance:1000MΩ Min  
 Operation Temperature:-40°c to +105°c

Contact Material:Brass  
 Contact Plating:Au or Sn Over Ni  
 Insulator Material:Polyester(UL94V-0)  
 Standard: PBT  
 Max.Processing Temp: 180°C for 30-60 seconds  
 (200°C for 10 seconds)

Pin	Dimension mm		
	B	C	D
06	11.20	5.00	4.00
08	13.20	7.00	6.00
10	15.20	9.00	8.00
12	17.20	11.00	10.00
14	19.20	13.00	12.00
16	21.20	15.00	14.00
18	23.20	17.00	16.00
20	25.20	19.00	18.00
24	29.20	23.00	22.00
26	31.20	25.00	24.00
30	35.20	29.00	28.00
34	39.20	33.00	32.00
40	45.20	39.00	38.00
44	49.20	43.00	42.00
50	55.20	49.00	48.00
60	65.20	59.00	58.00
64	69.20	63.00	62.00
68	73.20	67.00	66.00
80	85.20	79.00	78.00



W=With Bump



N=Without Bump

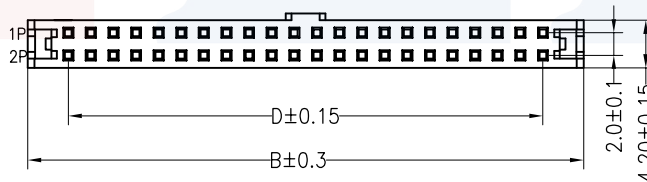
**Ordering Information**

5323 XX S B XX B X 01

No.of Pins  
06~80P

Contact Plating  
 N0:Gold Flash/Ni  
 N1:3U" Gold/Ni  
 N2:5U" Gold/Ni  
 N3:10U" Gold/Ni  
 N4:20U" Gold/Ni  
 N5:30U" Gold/Ni  
 Ni:Ni  
 G3:10U" Gold

Option Type  
 W=With Bump  
 N=Without Bump



OPERATION		DRAW	YiYuSheng	16.12.27	SCALE	FIT
X.X	±0.30					
X.XX	±0.20	CHECK			UNIT	mm
X.XXX	±0.10					
Angle	±3°	APPROVE			SIZE	A4
DIM	TOL					
					SHEET	1/1
					PROJ.	◆

**JILN** 深圳市锦凌电子有限公司  
 SHENZHEN JINLING ELECTRONIC CO.,LTD  
 Tel: 86-755-2997-5806/5802 Fax: 86-755-2997-5992

REV	DATE	MODIFICATION DESCRIPTION	CHANGE
B	2016.12.27	中盖倒扣厚度由0.34改为0.38	16.12.27
A	2016.01.16	NEW DRAWING	

PART NO. 5323XXSBXXBX01  
 TITLE: 2.00 FC(IDC) Socket NPin 两件式