

HSF RoHS

SPECIFICATIONS

Rated Current:1.0AMP
 Contact Resistance:25mΩ Max
 Withstand Voltage:500V
 Insulation Resistance:1000MΩ Min
 Operation Temperature:-55°c to +125°c

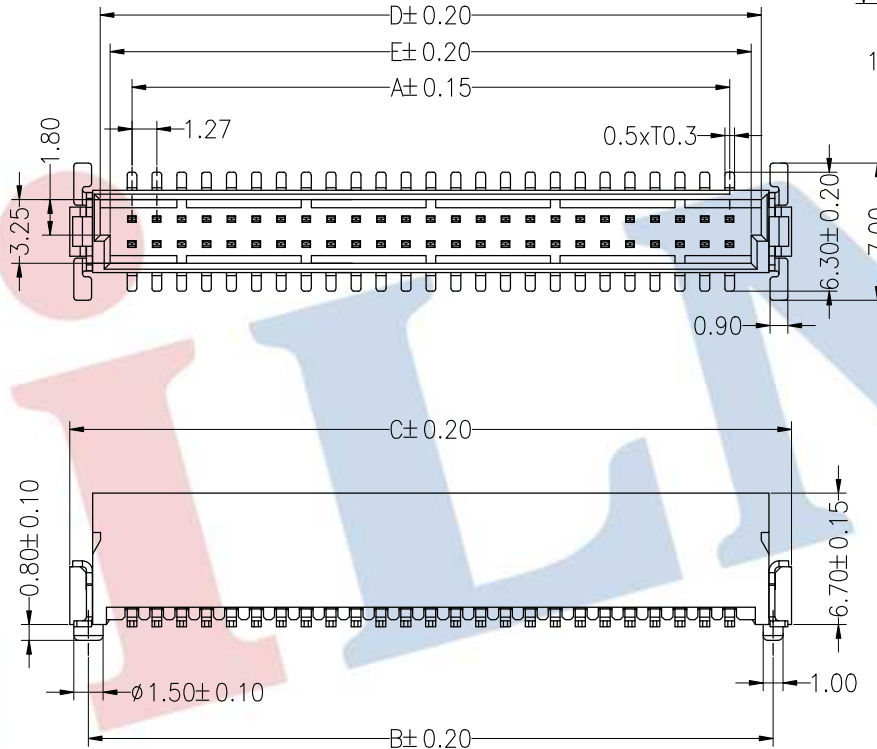
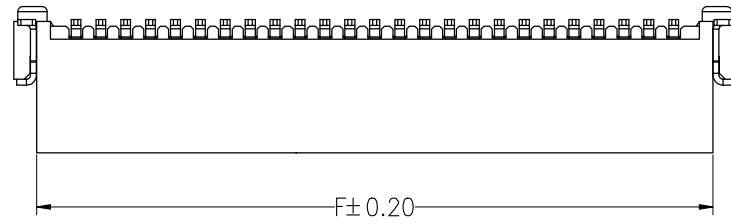
Contact Material:Phosphor Bronze
 Contact Plating:Sn and Au over Ni
 Tail Material:Phosphor Bronze
 Tail Plating: Sn over Ni
 Main Body Material: LCP UL94V0
 Cover Material:LCP UL94V0
 Resistance To Soldering Heat:
 260° C±5° C, 10s(LCP insulator)

100	62.23	66.65	68.55	65.45	64.45	66.23
90	55.88	60.30	62.20	59.10	58.10	59.88
80	49.53	53.95	55.85	52.75	51.75	53.53
70	43.18	47.60	49.50	46.40	45.40	47.18
60	36.83	41.25	43.15	40.05	39.05	40.83
50	30.48	34.90	36.80	33.70	32.70	34.48
40	24.13	28.55	30.45	27.35	26.35	28.13
30	17.78	22.20	24.10	21.00	20.00	21.78
26	15.24	19.66	21.56	18.46	17.46	19.24
20	11.43	15.85	17.75	14.65	13.65	15.43
10	5.08	9.50	11.40	8.30	7.30	9.08
PIN	A	B	C	D	E	F

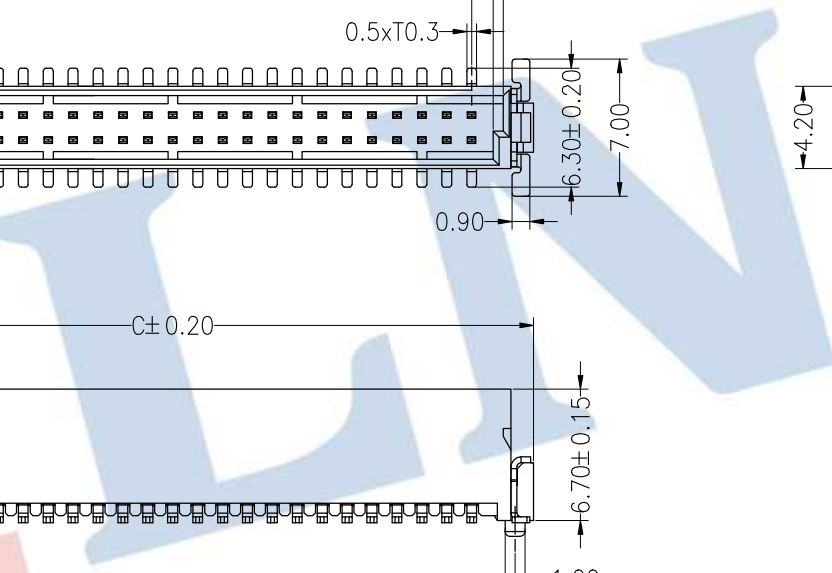
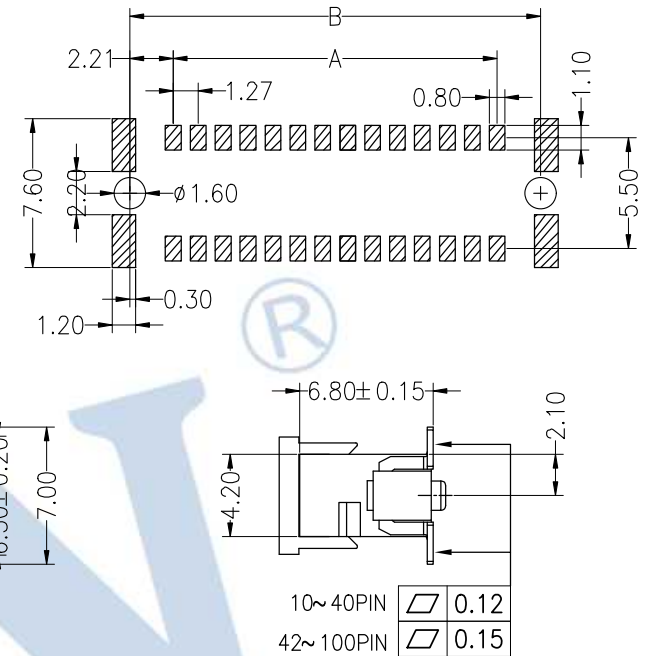
Ordering Information

7100 - M XXX 067 XX F X 0 X

F=Female
 M=Male
 No.of pins
 010=10Pin
 020=20Pin
 ...
 100=100Pin
 Plastic Hight
 067=6.7mm
 Contact Plating
 G0:Gold Flash
 G1:3U" Gold
 G2:5U" Gold
 G3:10U" Gold
 G4:15U" Gold
 G5:30U" Gold
 SM:Gold Flash/Matte-Tin
 Insulator Material
 Option
 F=BK-LCP
 Packing
 T:Tube
 P:Tube+Cap
 R:Reel+Cap



Recommended P.C.B Layout(Top Side) (PCB BOARD TOLERANCE±0.05)



OPERATION		DRAW	yiyusheng	19.04.21	SCALE	FIT
X.X	±0.30				UNIT	mm
CHECK		APPROVE			SIZE	A4
X.XX	±0.20				SHEET	1/1
APPROVE					PROJ.	⌀
X.XXX	±0.10				Angle	±3°
DIM		TOL				

JILN® 深圳市锦凌电子有限公司
 SHENZHEN JINLING ELECTRONICS CO.,LTD
 Tel: 86-755-27483253 Fax: 86-755-2997-5588

PART NO.	7100-MXXX067XXFX0X
TITLE:	1.27mm E-type connector NPin H6.7 Male

A	2020.04.21	NEW DRAWING			
REV	DATE	MODIFICATION DESCRIPTION	CHANGE		