

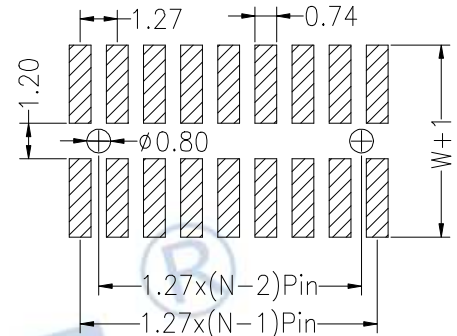
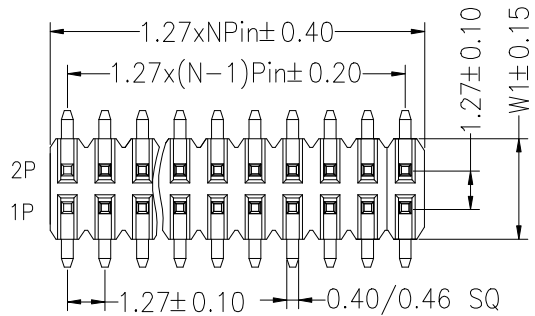


SPECIFICATIONS

Rated Current:1.0AMP
 Contact Resistance:20mΩ Max
 Withstand Voltage:500V AC/DC
 Insulation Resistance:1000MΩ Min
 Operation Temperature:-40°c to +105°c

Contact Material:Brass
 Contact Plating:Au Over Ni
 Insulator Material:Polyester(UL94V-0)
 Resistance To Soldering Heat:
 260° C±5° C, 10s(PA6T&PA9T&LCP insulator)

Recommended P.C.B Layout(Top Side)
 (PCB BOARD TOLERANCE±0.05)



Ordering Information

14XX 12 XX X X XX M XXX X 0X

High.of Plastic
 10=H1.0mm
 15=H1.5mm
 16=H1.6mm
 20=H2.0mm
 25=H2.5mm
 30=H3.0mm

No.of Pins Per Row
 02~50P

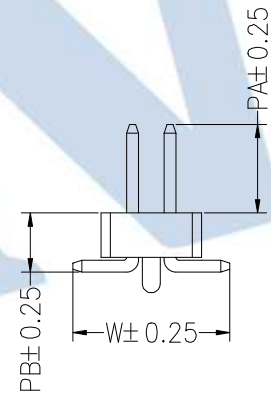
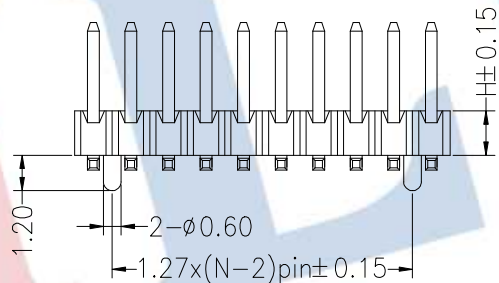
Insulator Material Option
 C=BK-PA6T
 E=BK-PA9T
 F=BK-LCP

Post
 W=With Post
 N=W/O Post

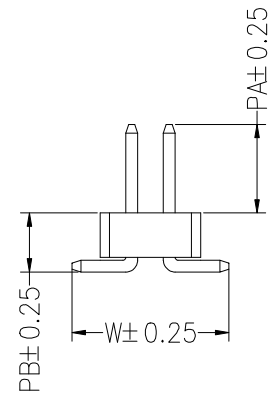
Contact Plating
 G0:Gold Flash
 G1:1u" Gold
 G2:1.5u" Gold
 G3:2u" Gold
 G4:3u" Gold
 G5:5u" Gold
 G6:10u" Gold
 G7:15u" Gold
 G8:30u" Gold
 S0:Gold Flash/Tin
 SN:Tin

Pin Length

Packing
 0=PE Bag
 A=Tray
 T=Tube
 P=Tube+Cap
 R=Reel+Cap
 M=Reel+Mylar



W=With Post



N=W/O Post

Dimension antitheses list						
H	1.0	1.5	1.6	2.0	2.5	3.0
W1	3.4	3.4	3.0	3.0	3.0/3.4	3.4

Dimension antitheses list			
ITEM	PA	PB	W
Alternate	XXX	XXX	XXX

				OPERATION		DRAW	RICH LIN	23.06.10	SCALE	FIT	JILN ® 深圳市锦凌电子有限公司 SHENZHEN JINLING ELECTRONICS CO.,LTD Tel: 86-755-27483253 Fax: 86-755-2997-5992	
				X.X	±0.30				UNIT	mm		
				CHECK		APPROVE			SIZE	A4	PART NO.	14XX12XXXXXXMXXXX0X
A0	2023.06.10	NEW DRAWING		X.XXX	±0.10				SHEET	1/1	TITLE:	1.27mm Pin Header SMT
REV	DATE	MODIFICATION DESCRIPTION		CHANGE	DIM	TOL			PROJ.			