

**HSF** RoHS

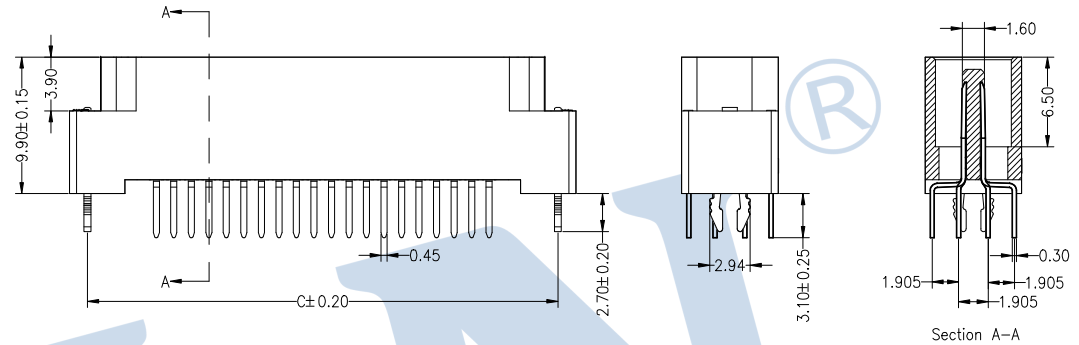
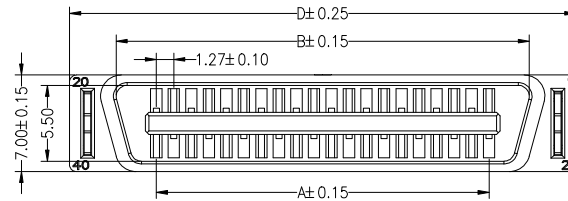
**SPECIFICATIONS**

Rated Current:1.0AMP  
 Contact Resistance:35mΩ Max  
 Withstand Voltage:500V AC/DC  
 Insulation Resistance:500MΩ Min  
 Operation Temperature:-40°C to +105°C

**MATERIAL:**

Contact Material:Phosphor bronze  
 Boardlocks:Brass  
 Insulator Material:LCP Polyester(UL94V-0)  
 Max.Processing Temp: 260°C±5°C For 5~10 Second

Connector Solder Tails Will Accommodate Printed  
 Circuit Board Thickness Of 0.80 To 1.60



**Ordering Information**

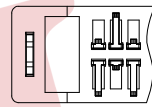
**6314 M XXX S D S2 P N A XX**

No.of Pins  
 20,30,40,50,  
 60,68,80,100,120P

Connector Type  
 S: Straight

Contact Plating  
 G0: Gold Flash  
 S0: Gold Flash/Tin  
 S2: 3U" Gold /Tin  
 S3: 5U" Gold /Tin  
 S4: 10U" Gold /Tin  
 S5: 15U" Gold /Tin  
 S6: 30U" Gold /Tin

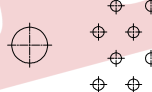
Code Stream



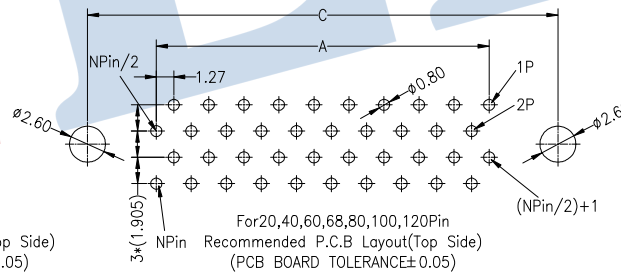
For 30,50Pin



For 20,40,60,68,80,100,120Pin



For 30,50Pin  
 Recommended P.C.B Layout(Top Side)  
 (PCB BOARD TOLERANCE±0.05)



For 20,40,60,68,80,100,120Pin  
 Recommended P.C.B Layout(Top Side)  
 (PCB BOARD TOLERANCE±0.05)

No Of Pins	A	B	C	D
20	11.43	17.24	21.40	24.00
30	17.78	23.59	27.75	30.35
40	24.13	29.94	34.10	36.70
50	30.48	36.29	40.45	43.05
60	36.83	42.64	46.80	49.40
68	41.91	47.72	51.88	54.48
80	49.53	55.34	59.50	62.10
100	62.23	68.04	72.20	74.80
120	74.93	80.74	84.90	87.50

A0	2023.12.09	NEW DRAWING	CHANGE	OPERATION		DRAW	Jelly Feng	2023.12.09	SCALE	FIT
				X.X	±0.30				UNIT	mm
REV	DATE	MODIFICATION DESCRIPTION	CHANGE	X.XX	±0.20	CHECK			SIZE	A4
1	2	3	4	X.XXX	±0.10				SHEET	1/1
				Angle	±3°	APPROVE			PROJ.	1/1
				DIM	TOL				PROJ.	1/1

**JILN**® 深圳市锦凌电子有限公司  
 SHENZHEN JINLING ELECTRONICS CO.,LTD  
 Tel: 86-755-2997-5806/5802 Fax: 86-755-2997-5992

PART NO. 6314MXXXSDS2PNAXX  
 TITLE: M-type SCSI Male All-Plastic 180°